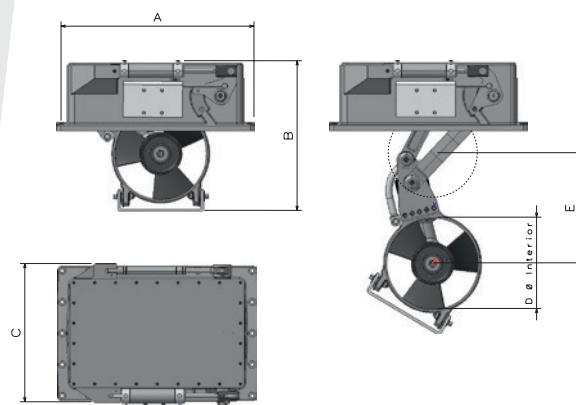



## R 450

### Specifications

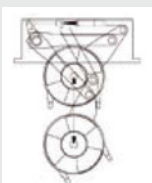
Code	317813	317814	317912
Model	R 450/34	R 450/40	R 450/50
Power ratings (hp)	50 / 65 / 80		
Thrust	11 kgf per kw		
Max. Hydraulic power (kw)	60		
Hydraulic power	Upon Request		
Power pack options	PTO		
Hydraulic motor	Piston		
Opening/closing mechanism	Hydraulic & Gas Spring		
Propellers	Duo, 5 blades		
Weight (kg)	165		
A (mm)	940		
B (mm)	748		
C (mm)	460		
D (mm)	450		
E (mm)	540		

Boat Type	Boat Length (feet/meter)
Heavy Displacement High Windage & Cruising	80' - 110' / 24 - 33,5 m
Medium Displacement Medium Windage & Fast Cruising	90' - 125' / 27,5 - 38 m
Light Displacement Light Windage & Super Fast Cruising	100' - 138' / 30,5 - 42 m



Light & robust this thruster unit has been designed specifically for performance yachts, both sail & motor from 80- 136'. With positive locking and a unique gas spring lifting system, the R450 can withstand the pounding that offshore performance boats endure.

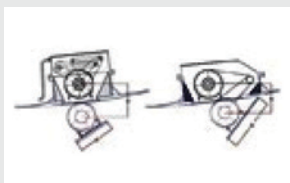
### Unique Features:



Patented movement



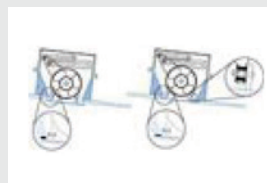
Space saving



Unique Design



Safety features



Durability