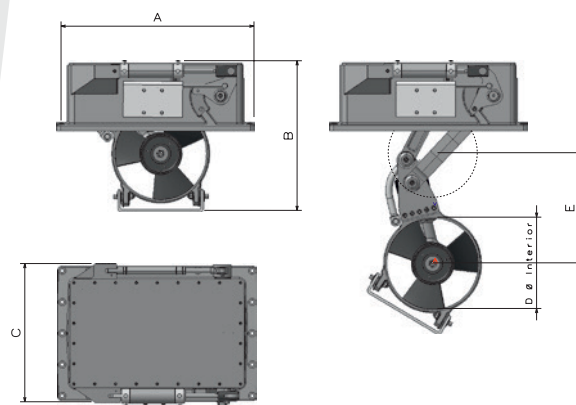



## R 200

### Specifications

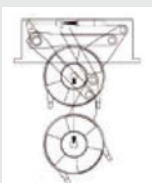
Code	317803	317804
Model	R 200/6	R 200/8
Power ratings (hp)	10 / 17	
Thrust	10 kgf per kw	
Max. Hydraulic power (kw)	13	
Hydraulic power	20 lpm / 200-230 bar	30 lpm / 220-250 bar
Power pack options	PTO & 24V	
Hydraulic motor	Piston	
Opening/closing mechanism	Electric & Manual	
Propellers	Duo, 2 blades	
Weight (kg)	35	
A (mm)	500	
B (mm)	355	
C (mm)	320	
D (mm)	200	
E (mm)	255	

Boat Type	Boat Length (feet/meter)
Heavy Displacement High Windage & Cruising	45' - 56' / 14 - 17 m
Medium Displacement Medium Windage & Fast Cruising	49' - 61' / 15 - 18,5 m
Light Displacement Light Windage & Super Fast Cruising	53' - 69' / 16 - 21 m



Benefiting from a 2005 control system redesign, the R200 is the smallest model in the Max Power Retractable™ range. Designed for top end production boats, this hydraulic retractable thruster has long been installed in prestigious yachts ranging from 45 - 68'.

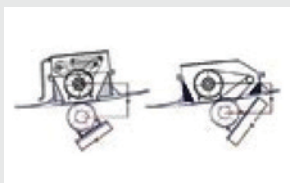
### Unique Features:



Patented movement



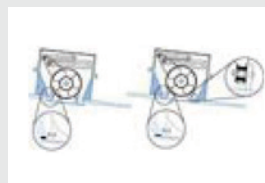
Space saving



Unique Design



Safety features



Durability