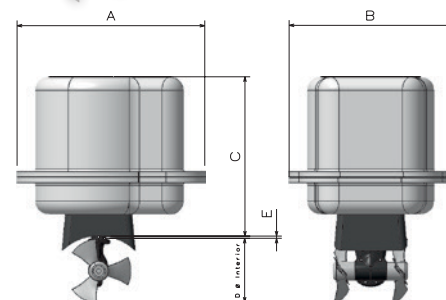


CT 60-IP

Specifications

Code	317611
Model	CT 60-IP
Voltage*	12 V
Max Thrust at 10,75V (kgf/lbs)**	63 / 138,6
Max Thrust at 12V (kgf/lbs)**	70 / 154
Propellers	Mono
Power (kw/hp)	4,35 / 5,8
Weight (kg)	17,3
A (mm)	320
B (mm)	255
C (mm)	375
D (mm)	185
E (mm)	6 to 7

Boat Type	Boat Length (feet/meter)
Heavy Displacement High Windage & Cruising	25' - 32,5' / 7,8 - 10 m
Medium Displacement Medium Windage & Fast Cruising	26' - 36' / 7,3 - 11 m
Light Displacement Light Windage & Super Fast Cruising	27' - 39' / 8,2 - 11,8 m



Certified ISO 8846, the CT60-IP is part of Max Power's Ignition Protected tunnel thruster range which allows the safe use of an electric tunnel thruster in petrol / gas engine vessels. IP thrusters are also ideal for installation in habitually wet or damp areas such as sail lockers or in the transom of deep «V» shaped motor yachts. The single propeller CT60-IP has a 185mm diameter tunnel and is available in 12V.

Unique Features:



Ignition Protected to ISO 8846 & Water Resistant




Composite drive legs Zero maintenance



Line shields



High spec. DC contactors




High power connections



Purpose built DC motors



Unrivaled safety features



Case hardened spiro-conical gears

Control Panels:

Max Power's thruster control systems include a variety of advanced safety features.

- Childproof activation
- Automatic shutdown after 30 minutes of inactivity
- Visible and audible motor overheat warning
- Motor overheat shutdown after prior warning
- Standard automatic battery isolator control
- Time delay switch between port and starboard thrust
- Software protection against short circuits



* Thrusters are designed to run at 10.75V on 12V units and 22V on 24V units. Higher voltages will result in higher thrust ratings, higher power consumption, and a reduced duty cycle.

** Performance data is given for a thruster installed at an immersion depth of one tunnel's diameter, in a tunnel no longer than twice the tunnel's diameter, and this within a variation of + / - 6%. Longer tunnels will result in lower thrust ratings and higher power consumption.